

预约和检测 指南

诺华美荷兰 Schiphol 机场检测中心

2022 年

Booking and Testing Guide

Novamedik Test Center
Schiphol Airport, The Netherlands

Year 2022

目录/Content

一 . 检测须知 (一览表)	2
二 . 预约和检测指南.....	3
1.选择检测地点 (诺华美机场检测中心 A 或 B)	3
2.开放时间.....	3
3.预约检测.....	3
3.1 预约路径 (扫码、链接、或直接输入网址)	3
3.2 预约时须填写的内容.....	3
3.3 预约确认单	4
3.4.预约的修改或取消.....	4
4.(1)预约确认单 (2)检测报告 (3)发票 收取方式	4
5.支付方式和发票.....	4
6.检测时须携带.....	4
7.前往中国大陆的旅客, 须申请健康码 (绿码)	4
Part I: Test Notice (All-in-one Table)	5
Part II: Booking and Testing Guide	6
1. Choose the test location (Novamedik Airport Test Center A or Test Center B)	6
2. Opening Hours	6
3. Test Booking	6
3.1 Path of booking (QR code, link, or URL).....	6
3.2 Information to provide when booking test	6
3.3 Booking Confirmation	7
3.4 Modification or Cancellation of appointment	7
4. Booking Confirmation, Test Report and Invoice (Ways to receive)	7
5. Payment methods and Invoice.....	7
6. What to carry when coming to the Test Center.....	7
7. Applying for Green Health Code (Necessity for China-bound passengers only)	7

一. 检测须知 (一览表)

诺华美 检测中心 A (机场国际转机区)	
1. 位置	<ul style="list-style-type: none">● 荷兰 Schiphol 机场, 国际转机区● 机场海关的荷兰境外侧● 登机口 D10 斜对面 30 米处
2. 开放时间	周一, 8:00-16:00 周二, 8:00-16:00 周三, 8:00-16:00 周四, 8:00-18:00 周五, 休息 周六, 8:00-18:00 周日, 8:00-16:00
3. 预约检测	<p>▶ 扫码预约:</p>  <p>▶ 或, 点击预约链接: 预约链接</p> <p>▶ 或, 输入预约网址: https://airport.novamedikbooking.com/Custom/new.aspx</p>
4. (1) 预约单 (2) 检测报告 (3) 发票	<p>▶ 扫码下载:</p>  <p>▶ 或, 点击下载链接: 下载 (1) 预约单 (2) 检测报告 (3) 发票</p> <p>▶ 或, 输入下载网址: https://airport.novamedikbooking.com/Custom/customselect.aspx</p> <p>▶ 或, 查收电子邮件 (预约时填写的电子邮箱)</p>

诺华美 检测中心 B (机场到达大厅 3)	
1. 位置	<ul style="list-style-type: none">● 荷兰 Schiphol 机场, 到达大厅 3● 机场海关的荷兰境内侧● 机场到达大厅 3, BURGER KING/汉堡王附近(面对 BURGER KING 取餐柜台时右侧 50 米)
2. 开放时间	周一, 6:00 (早上) - 21:00 (晚上) 周二, 6:00 (早上) - 21:00 (晚上) 周三, 6:00 (早上) - 21:00 (晚上) 周四, 6:00 (早上) - 21:00 (晚上) 周五, 6:00 (早上) - 21:00 (晚上) 周六, 6:00 (早上) - 21:00 (晚上) 周日, 6:00 (早上) - 21:00 (晚上)
3. 预约检测	<p>▶ 扫码预约:</p>  <p>▶ 或, 点击预约链接: 预约链接</p> <p>▶ 或, 输入预约网址: https://novamediktest.com/landside-home</p>
4. 下载 (1) 预约单 (2) 检测报告 (3) 发票	<p>▶ 扫码下载:</p>  <p>▶ 或, 点击下载链接: 下载 (1) 预约单 (2) 检测报告 (3) 发票</p> <p>▶ 或, 输入下载网址: https://hotel.novamedikbooking.com/Custom/customselect.aspx</p> <p>▶ 或, 查收电子邮件 (预约时填写的电子邮箱)</p>

二 . 预约和检测指南

1.选择检测地点（诺华美机场检测中心 A 或 B）

● 诺华美在荷兰 Schiphol 机场有 A 和 B 两个检测中心，A 在国际转机区，B 在到达大厅 3。● 具体的位置信息请见‘检测须知(一览表)’。● 旅客须根据自己的具体情况（始发国、护照、签证、居留等），选择检测中心 A 或 B 进行预约和检测。● 预约了检测中心 A 的旅客，也可到检测中心 B 进行检测，但须向现场工作人员说明；预约了检测中心 B 的旅客，也可到检测中心 A 进行检测，但须向现场工作人员说明。

2.开放时间

● 检测中心 A，每周开放 6 天；检测中心 B，每周开放 7 天。● 具体开放时间，请看‘检测须知(一览表)’。

● 预约页面上只有检测日期的选项，无具体时间选项。旅客可以在约定的日期、在检测中心开放时间内任意时段到检测中心（排队）检测。● 开放时间会根据航班和整体客流情况不定期调整。

3.预约检测

3.1 预约路径（扫码、链接、或直接输入网址）

● 详见‘检测须知(一览表)’。

3.2 预约时须填写的内容

	须填写的内容	备注
1	自愿声明	共 3 条
2	姓名	拼音姓名，同护照或身份证件上的姓名
3	生日	
4	护照号码，或身份证件号码	
5	电子邮件	用于接收（1）预约确认单（2）检测报告（3）发票
6	手机号码	
7	始发国，或地区	
8	目的国，或地区	
9	离港航班号	（1）请填写前往目的国/地区的航班号 （2）若是参加公司定期的集体检测，请在此处填写公司的名称和(分)公司所在城市。例如：XXXXX@鹿特丹
10	检测日期	只有日期选项，无具体时间选项。旅客可以在约定的日期、在检测中心开放时间内任意时段到检测中心排队检测
11	检测项目	（1）核酸/PCR（● 该选项默认为 4 小时 PCR。● 如需要 30 分钟快速 PCR，请旅客到达检测中心时告知现场工作人员）； （2）抗原/Antigen（15 分钟）。

3.3 预约确认单

● 旅客最早可以提前 30 天预约检测。● 预约成功后，旅客会收到附件是‘预约确认单’的电子邮件；如果没有收到电子邮件（收件箱或垃圾邮件箱），也可在预约网站上输入护照号下载预约确认单。● 到检测中心检测时，旅客须出示（电子版、手机截屏或打印的）预约确认单。

3.4. 预约的修改或取消

● 旅客预约时（在预约网页上）请认真填写，提交成功后信息无法修改。● 预约后如发现有需要修改的信息，请在到达检测中心的当天向现场工作人员说明。● 预约后如果想取消预约，旅客无须（电话或邮件）通知检测中心。如果旅客在约定的日期没有出现，则自动视为取消预约。

4.(1)预约确认单 (2)检测报告 (3)发票 收取方式

● 旅客可以通过两种方式收取。● 方式一：检测中心会将（1）预约确认单（2）检测报告（3）发票 发送到旅客预约时填写的电子邮箱。● 方式二：旅客也可以通过扫码、点击链接、或直接使用浏览器在诺华美网页上，输入护照或身份证件号码下载上述文件。● 详见‘检测须知(一览表)’。

5. 支付方式和发票

● 预约时无须预付检测费用，旅客到检测中心时现场支付。● 现场支付方式包括：信用卡、借记卡、微信、支付宝。如果无法使用前述四种支付方式，可以用面值不超过 100 欧元的现金支付。● 旅客现场缴费时会收到检测费用的收据。缴费数小时以后，旅客可以通过预约时填写的邮箱查收电子版的发票、旅客也可以在预约网站上输入护照号码下载电子版发票。



6. 检测时须携带



● 旅客来检测中心检测时，须携带：（1）预约确认单（电子版、手机截屏或打印的都行）；（2）护照或身份证件；（3）检测费用。

7. 前往中国大陆的旅客，须申请健康码（绿码）

- 前往中国大陆的旅客，收到阴性检测报告以后，须及时申请健康码（绿码）。
- 关于申请健康码的流程，旅客可以到中国驻荷兰大使馆网站上查阅相关说明，也可以咨询检测中心现场(说中文和英文的)工作人员。

Part I: Test Notice (All-in-one Table)

Novamedik Test Center A	
1. Location	<ul style="list-style-type: none"> • International Transit Zone, Schiphol Airport, The Netherlands • Out-of-the-Netherlands side of the airport • Near boarding gate D10 (30 meters diagonally opposite D10)
2. Opening Hours	MO. 8:00-16:00 TU. 8:00-16:00 WE. 8:00-16:00 TH. 8:00-18:00 FR. off SA. 8:00-18:00 SU. 8:00-16:00
3. Test Booking	<p>▶ Scan: </p> <p>▶ Or, click the link: Test Booking</p> <p>▶ Or, use URL: https://airport.novamedikbooking.com/Custom/new.aspx</p>
4. Download (1)Booking Confirmation (2)Test report (3)Invoice	<p>▶ Scan: </p> <p>▶ Or, click the Link: Download (1)Booking Confirmation (2)Test report (3)Invoice</p> <p>▶ Or, use URL: https://airport.novamedikbooking.com/Custom/customselect.aspx</p> <p>▶ Or, check your email (the email address you filled in when booking the test)</p>

Novamedik Test Center B	
1. Location	<ul style="list-style-type: none"> • Arrival Hall 3, Schiphol Airport, The Netherlands • In-the-Netherlands side of the airport • Arrival Hall 3, near BURGER KING (50 meters to the right when facing the BURGERKING pick-up counter)
2. Opening Hours	MO. 6:00 (a.m.) - 21:00 TU. 6:00 (a.m.) - 21:00 WE. 6:00 (a.m.) - 21:00 TH. 6:00 (a.m.) - 21:00 FR. 6:00 (a.m.) - 21:00 SA. 6:00 (a.m.) - 21:00 SU. 6:00 (a.m.) - 21:00
3. Test Booking	<p>▶ Scan: </p> <p>▶ Or, click the link: Test Booking</p> <p>▶ Or, use URL: https://novamediktest.com/landside-home</p>
4. Download (1)Booking Confirmation (2)Test report (3)Invoice	<p>▶ Scan: </p> <p>▶ Or, click the Link: Download (1)Booking Confirmation (2)Test report (3)Invoice</p> <p>▶ Or, use URL: https://hotel.novamedikbooking.com/Custom/customselect.aspx</p> <p>▶ Or, check your email (the email address you filled in when booking the test)</p>

Part II: Booking and Testing Guide

1. Choose the test location (Novamedik Airport Test Center A or Test Center B)

- Novamedik Test Center has two test sites (A and B) at Schiphol Airport, the Netherlands. One is in the **International Transit Zone** and the other in **Arrival Hall 3**. ● Please see above the 'All-in-one Table' for detailed information.
- Passengers shall choose at which of the two (A or B) to book the test according to their specific circumstances (country of origin, passport, visa, residence permit, etc.).
- However, passenger who has made an appointment at Test Center A can also go to Test Center B for the test, but should notify the on-site staff of the change; Likewise, passengers who have made an appointment at Test Center B can go to Test Center A to test and notify the on-site staff of the change.

2. Opening Hours

- Test Center A is open 6 days a week while B 7 days. ● Please see above the 'All-in-one Table' for detailed information. ● On the booking page of the website, there are no specific time options but date only. Passengers can go to the Test Center (queuing) for testing on the agreed date and at any time during the opening hours of the Test Center. ● The opening hours will be adjusted from time to time according to the flights and the overall passenger flow.

3. Test Booking

3.1 Path of booking (QR code, link, or URL)

- Please see above the 'All-in-one Table' for detailed information.

3.2 Information to provide when booking test

	Information to provide	Remark
1	Voluntary declarations	3 statements
2	Full Name	Same as on passport or ID document
3	Birth Date	
4	Passport Number, or ID Document Number	
5	e-mail	to receive (1) Booking confirmation (2) Test Report (3) Invoice
6	Mobile phone	
7	Country of Origin	
8	Destination Country	
9	Flight No. departing	(1) The flight No. departing for Destination Country (2) If the test you are booking is of the collective and regular test organized by your company, please provide the name of your company and the city where the (branch) company is located in. For example: XXXXX@Rotterdam
10	Test date	On the booking page of the website, there are no specific time options but date only. Passengers can go to the Test Center (queuing) for test on the agreed date and at any time during the opening hours of the Test Center.
11	Test type	(1) Covid-19 PCR (● This option defaults to 4-hour PCR. ● If you need a 30-minute rapid PCR, please inform the on-site staff when you arrive at the Testing Center) (2) Covid-19 Antigen (15 minutes)

3.3 Booking Confirmation

● Passengers can book the test up to 30 days in advance. ● After the reservation is successful, the passenger will receive an email with "Booking Confirmation" attached; In case of having not received the Booking Confirmation by email (inbox or spam box), the passenger can download it through the booking website instead. ● When going to the Test Center for the test, passenger shall present the digital version or hard copy of the Booking Confirmation.

3.4 Modification or Cancellation of appointment

● Please fill in carefully when making an appointment, as the information cannot be modified after submission. ● If you find any information that needs to be modified after appointment made, please tell the on-site staff on the day you arrive at the Test Center. ● If you want to cancel the appointment, you do not need to notify the Test Center (by phone or email) of the cancellation. Passenger does not show up on the agreed date, his/her appointment will be automatically regarded being cancelled.

4. Booking Confirmation, Test Report and Invoice (Ways to receive)

● The Booking Confirmation, Test Report and Invoice will be delivered to the passenger in **two ways**.

● **Way 1:** Test Center will send (1) Booking Confirmation, (2) Test Report and (3) Invoice to the email address provided by the passenger when booking. ● **Way 2:** Passengers can also download (1) Booking Confirmation, (2) Test Report and (3) Invoice from Novamedik's website.

● Please see above the 'All-in-one Table' for detailed information.

5. Payment methods and Invoice

● There is no need to prepay the test fee when making appointment. Passengers will pay on-site when they arrive at the test center. ● On-site payment methods include by credit card, debit card, WeChat, Alipay. If the above four payment methods are not available, Passenger can pay in cash with a face value not exceeding 100 euros. ● Passenger will get a receipt the moment the on-site payment is effected. A few hours later after the payment, passenger will receive the digital invoice through the email provided when making the appointment, or passenger can download the invoice through Novamedik's website.

6. What to carry when coming to the Test Center

● When you come to the Test Center, please bring (1) (digital, screenshot or printed) Booking Confirmation (2) Passport or ID document (3) Test fee.

7. Applying for Green Health Code (Necessity for China-bound passengers only)

● China-bound passengers should apply for the Green Health Code as soon as they received the negative Test Report.

● For knowing the process of applying for Health Code, passengers may refer to the relevant instructions on the website of Chinese Embassy in the Netherlands, or consult Novamedik's on-site Chinese and English speaking staff at the Test Center.